





Pencil Drawing Basics


Pencil Types: Draw a straight line next to each letter type then shade the rectangle.

F



HB



2B



4B


6B



Eraser Types: Shade each box with a 6B pencil then erase a portion of the box.


Kneaded



Rubber


Vinyl











Blending Types: Shade each box with a 2B pencil then blend.

Finger


Blending stump


Paper towel/ tissue


Mimic these examples in each style

 F	 Smudge	 Crosshatch	 Stipple
 2B			
 6B	